

SOLABS QM10 DOCUMENT Section: Collaborative Review

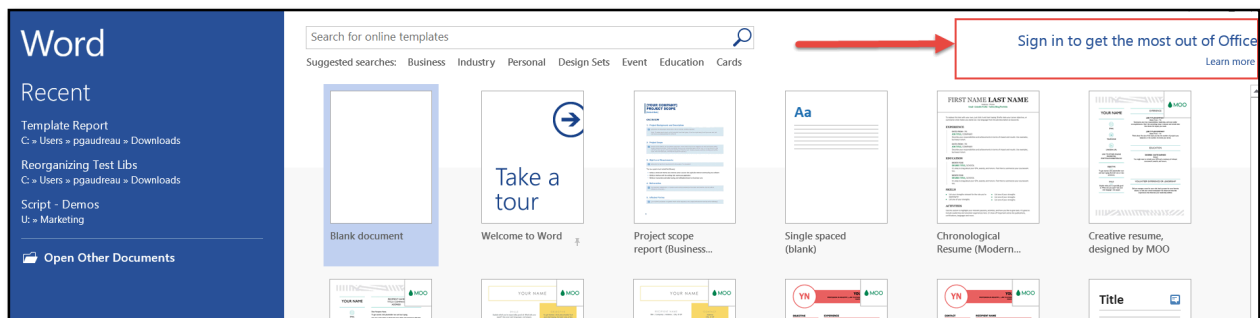
Overview

A SharePoint integration option is available with SOLABS QM10 to allow for collaborative editing on MS Word documents during a document Review Cycle, for those clients who use Office 365. It also allows document coordinators to work on the same file while the document is in authoring. Use of this feature eliminates the need to save documents on users' desktops.

Clients must request that this feature be enabled if they would like to use it, since as a configuration option it is turned off by default.

Pre-requisites – Logging in to MS Office Word

In order to fully benefit from this feature, one will have to sign in to MS Word.



You will need a Microsoft Account to login, and use the full email address as the username e.g. s_user_0@solabs.com.

Select the **Keep me signed** option on the login window.



More information from Microsoft:

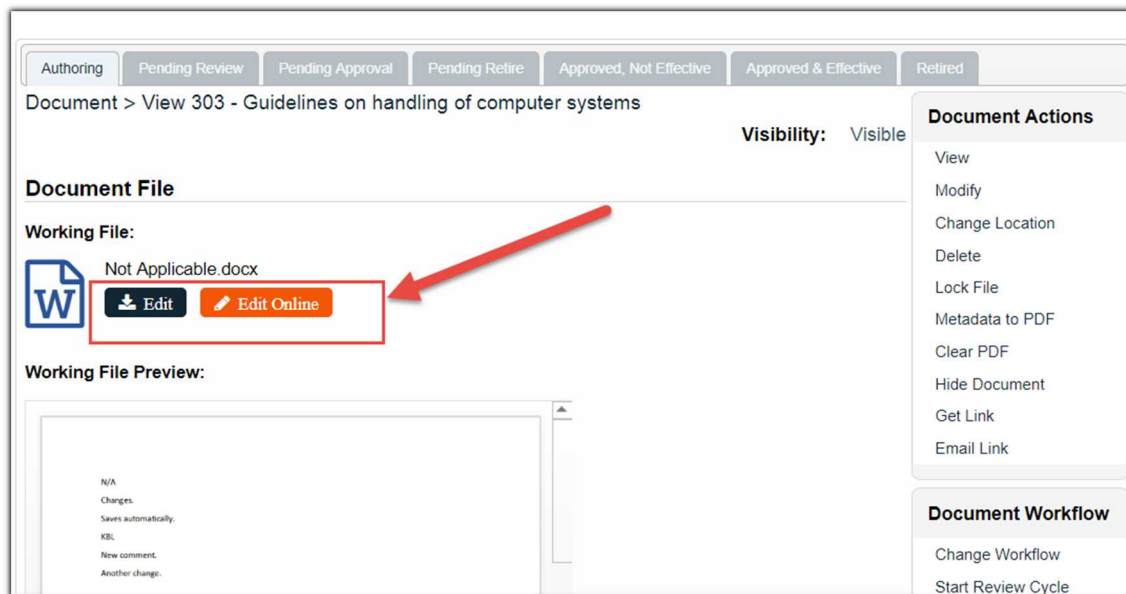
<https://support.office.com/en-us/article/video-how-to-sign-in-to-office-a009917c-502f-4dfb-bce2-2f4e898a7d2c>

Editing a document while in Authoring status

When creating a new document, a copy is made available into a **SharePoint Online** library and can be edited directly through the SOLABS QM10 interface. A preview screen is also available.

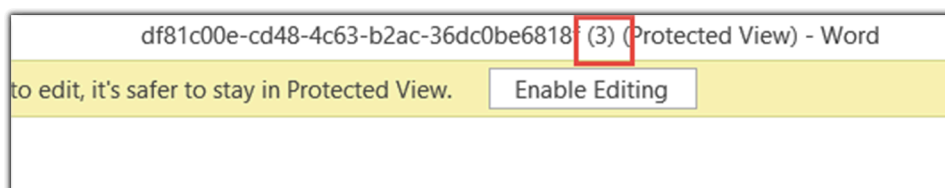
The **Edit** or **Edit Online** options are available. Both options require the end-user to be logged in with a Microsoft account, either in Word directly as covered in the **Pre-Requisites** of this document (**Edit** Option), or in the Web browser when using the **Edit Online** option. Document coordinators can make changes to the document several times before starting the review or approval cycle, while the document is in Authoring status. A watermark (**In Review**) can be requested to be automatically added to the MS Word document when sending it in review and also that the Tracked Changes feature is automatically turned on.

The file name is automatically changed to the unique number of the document while in Authoring or In Review, this is the standard behavior.



Attention:

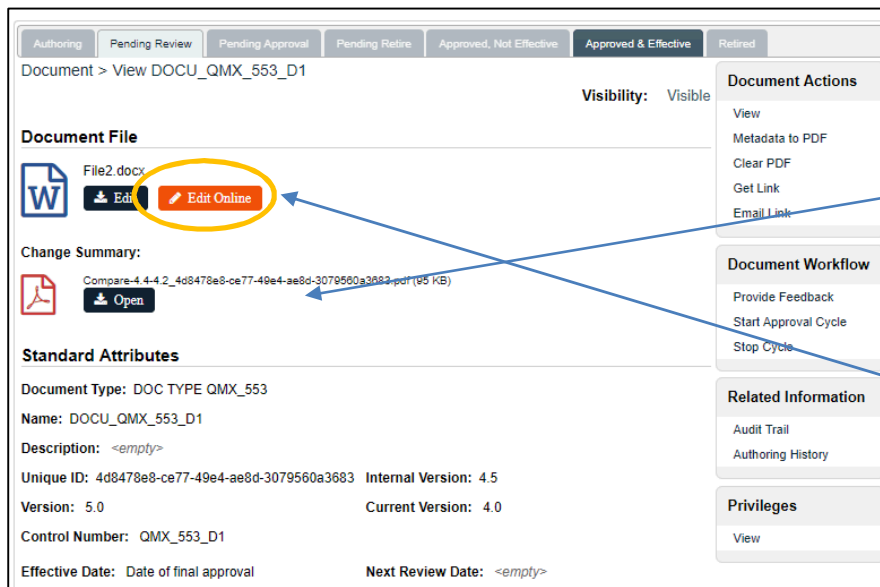
When using the **Edit** option, sometimes the document will move out of the system and be downloaded on your desktop. This is visible with a number sign added in brackets after the name of the file.



It is therefore recommended to use the **Edit Online** option first, and then from there select **Edit in Word** when looking at the document in the Browser. You can also make changes directly in the browser.

Document Review Cycle – Edit Online Option

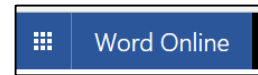
When this feature is enabled, the **Document View** screen will include an **Edit Online** option. Use of this option opens the document for editing using the SharePoint Word Online feature.



Click on the **View** option next to the Review task on your SOLABS QM10 Home Page.

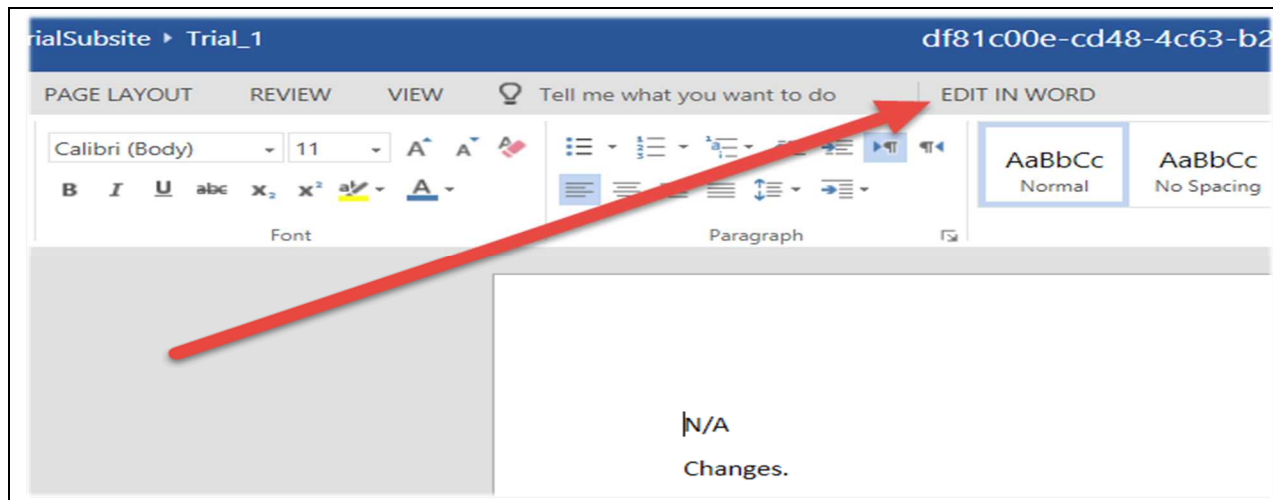
Click on the **Compare** file in the Change Summary section to see what changes the Author is proposing.

To make your edits, if needed, click on the **Edit Online** option. This will open the document in Word Online.



Optional: Editing in MS Word


After using the **Edit Online** option, you can select **EDIT IN WORD** to edit and save in MS Word.



Using Word Online for Collaborative Editing in SharePoint

When a User is editing a document using **Word Online**, they are able to see – in the top right-hand corner of their screen - whether anyone else has the document open at the same time. They will also be able to see any edits that other person is making to the document.

Nulla vel malesuada felis. Ut sit amet mauris
 s at. Duis vel lectus commodo, porttitor massa
 is lacinia. Mauris egestas nisl odio, eu commodo
 empus elit iaculis. **Martha Bailey** condimentum
 lberghfggghf, ac posuere enim. In elementum
 nec id ipsum pellentesque felis mollis vehicula.
 incidunt arcu. Fusce gravida suscipit nunc, in

 Martha Bailey is also editing ▾

After completing and saving any edits, choose **Document Workflow > Provide Feedback** from the right-hand menu of the Document View screen. In the **Review Cycle** section, select your name next to **Awaiting Review**.

Decision:

OK, no change
 Reviewed, see comments
 Cycle stopped with comments

File with comments:

N/A
 No file selected

Comments:

In the **Decision** section, choose **Reviewed, see comments**. You can make an optional comment in the **Comment** field to describe your change but don't need to upload a file because you will have made the edits using Word Online so they will already be available in SOLABS QM10.

Viewing the Edited Document

After a collaborative review, the edits made by each reviewer are incorporated into the **Edited Document**. To view the actual edits as either the Author or the Document Coordinator, open the document in **Word** and use the **Track Changes** feature.

Edited Document:

>Lorem ipsum dolor sit amet, consectetur adipiscing elit. ...
 commodo, porttitor lacus tortor, ac pharetra nunc luctus
 semper, aliquam erat. Maecenas id nisl quis metus iaculis
 ipsum tempor ut. Maecenas posuere placerat elit, sed
 malesuada erat non tincidunt. Maecenas in bibendum
 elementum nisl turpis, eget pellentesque lectus pellente
 vehicula. Pellentesque massa nulla, rhoncus in ante ac, e
 nunc, in vehicula nunc imperdiet eget.

Qesed ut maximus enim, ac eleifend augue. Vestibulum
 ultrices posuere cubilia Curae; Curabitur at nunc libero. P
 sem ac leo elementum lobortis. Donec facilisis justo eget
 urna mollis malesuada. Praesent molestie gravida dolor,
 rutrum magna a enim pulvinar accumsan. Pellentesque t
 malesuada fames ac turpis egestas. Sed fringilla orci mau

Edits by Gretchen will go here.

November 2021

Word Track Changes view:

>Lorem ipsum dolor sit amet, consectetur adipis
 commodo, porttitor ~~elit a, venenatis mi. Vestib~~
~~placerat ligula. Pellentesque elementum~~ lacus
 commodo, porttitor massa semper, aliquam er
 egestas nisl odio, eu commodo ipsum tempor
 iaculis eget. Aliquam condimentum malesuada
 liber~~ghfggghfffo~~, ac posuere enim. In elemen
 Donec id ipsum pellentesque felis mollis vehicu
 tincidunt arcu. Fusce gravida suscipit nunc, in v

~~Gretchen is adding text.~~

~~Qes~~Sed ut maximus enim, ac eleifend augue. V
 ultrices posuere cubilia Curae; Curabitur at nunc
 sem ac leo elementum lobortis. Donec facilisis
 urna mollis malesuada. Praesent molestie grav
 rutrum magna a enim pulvinar accumsan. Pelle
 malesuada fames ac turpis egestas. Sed fringill

~~Edits by Gretchen will go here.~~